



**Project ID: 2022-1-BG01-KA220-HED-000090004**

**Project acronym: Drones4GREEN**

**Project title: Drones for GREEN iNdustry**

## **Deliverable of Activity**

### **A4.1 Drone Open Digital Hub**

*This document accompanies the platform deployed at “<https://dodh.cs.duth.gr/>”*

**Programme:** Erasmus+

**Key Action 2** “KA220-HED - Cooperation partnerships in higher education”

**Start date of project:** 31.12.2022

**Duration:** 36 months

**Activity Leading Organisation:** DUTH

**Participating Organisations:** GEONSENSE, MINDS, TUS, K3Y, SC

**Reviewing Organisation:** MINDS

**Submission date:** 30/11/2025



**Legal Notice**

The information in this document is subject to change without notice.

The Members of the Drones4GREEN Consortium make no warranty of any kind with regard to this document, including, but not limited to, the implied warranties of merchantability and fitness for a particular purpose.

The Members of the Drones4GREEN Consortium shall not be held liable for errors contained herein or direct, indirect, special, incidental or consequential damages in connection with the furnishing, performance, or use of this material.

The European Commission is not responsible for any use that may be made of the information it contains.

## Table of Contents

Table of Contents .....	2
Table of Figures .....	4
Acronyms .....	5
Executive Summary.....	6
1. Introduction .....	9
1.1 Purpose of the Deliverable .....	9
1.2 Relation with other Deliverables .....	9
1.3 Structure of the Document .....	9
2. Online Platform Requirements .....	10
2.1 Functional Requirements.....	10
2.1.1 Distance Learning / Asynchronous Education with storage and delivery of content.....	10
2.1.2 Multiple User Roles with distinct permissions for each role .....	10
2.1.3 User Self-Registration for User Roles.....	10
2.1.4 Multiple Courses or Modules.....	10
2.1.5 Content Upload & Resource Allocation .....	10
2.1.6 Content Organization into Modules .....	10
2.1.7 Material in Various Media Formats, such as Text, Audio, and Video .....	10
2.1.8 Material can either be secured or shared with students.....	11
2.1.9 Links to External Sources .....	11
2.1.10 User Interactivity System .....	11
2.1.11 Automated Email Communication.....	11
2.2 Non-Functional Requirements.....	11
2.2.1 Open Source Web Platform .....	11
2.2.2 Sufficient Electronic Storage Space for PPTs, Documents, and Worksheets.....	11
2.2.3 Attractive and Pleasant User Interface.....	11
2.2.4 Mobile Friendly / Responsive Design.....	12
2.2.5 Platform Security .....	12
2.2.6 Platform Maintenance .....	12
2.2.7 Backups .....	12
3. Installation and Configuration of the System Server .....	13
3.1 Basic Installation .....	13

3.2	Installation and Configuration of the Firewall .....	14
3.3	Installation of Security Certificate Activation Packages.....	14
3.4	Installation of Prerequisite Packages.....	14
3.5	Installation of a Remote Server for Backup Hosting.....	14
3.6	Installation of Backup Scripts.....	15
4.	Development and Configuration of the Web Platform .....	16
4.1	Web Platform System Requirements.....	16
4.2	Database Installation and Configuration .....	17
4.3	Installation of specialized packages for platform operation .....	17
4.4	Installation of the platform software.....	17
4.5	Configuration of the platform to meet specific project requirements.....	17
5.	Presentation of the DODH Platform .....	19
5.1	Content and Organization.....	19
5.1.1	Main Page .....	19
5.1.2	Content Categorization .....	20
5.1.3	Content .....	20
5.2	Features/Plugins .....	27
5.2.1	Assignment Feature .....	27
5.2.2	Book Feature .....	28
5.2.3	Folder Feature.....	28
5.2.4	Glossary Feature .....	28
5.2.5	Text and Media Area (Label) Feature .....	28
5.2.6	File Feature .....	28
5.2.7	URL Feature.....	28
5.2.8	Wiki Feature .....	28
5.2.9	Forum Feature .....	28
5.2.10	Feedback Feature.....	28
5.2.11	Quiz Feature.....	28
6.	Conclusion.....	29

## Table of Figures

Figure 1. The Moove theme.....	12
Figure 2. Ubuntu 24.04 LTS.....	13
Figure 3. Part of a configuration file allowing ssh/http/https access .....	14
Figure 4. Location of security certificates .....	14
Figure 5. Part of the backup script.....	15
Figure 6. NFS service configuration allowing access to our VPS.....	15
Figure 7. The Moodle platform.....	16
Figure 8. PHP installation .....	16
Figure 9. MySQL installation .....	16
Figure 10. Interaction of server components .....	17
Figure 11. Moodle version build .....	17
Figure 12. DODH main page.....	19
Figure 13. DODH categories.....	20
Figure 14. DODH structuring into nine modules.....	21
Figure 15. Structure of the "Laboratory of Drone Control Simulation" course .....	22
Figure 16. Structure of the "Air Pollution Monitoring with UAS" course .....	22
Figure 17. Structure of the "Laboratory of Drone Mission Planning" course .....	23
Figure 18. Structure of the "Unmanned Aircraft Systems (UAS) Technology" course .....	23
Figure 19. DODH Multimedia Corner.....	24
Figure 20. Training programs section in DODH Career Corner .....	25
Figure 21. Employment section in DODH Career Corner .....	25
Figure 22. Open to Work subsection .....	26
Figure 23. Open Positions subsection.....	26
Figure 24. DODH News category.....	27

## Acronyms

Acronym	Explanation
<b>Bare Metal</b>	A physical server dedicated to a single tenant
<b>DODH</b>	Drone Open Digital Hub
<b>Firewall</b>	A security system that monitors and controls incoming and outgoing network traffic based on predetermined security rules
<b>HTTPS</b>	Hypertext Transfer Protocol Secure
<b>LTS</b>	Long Term Support
<b>NFS</b>	Network File System
<b>Server Rack</b>	A standardized physical frame or enclosure designed to mount multiple electronic equipment modules, such as servers (VPS hosts or Bare Metal units), storage devices, and networking hardware (switches and routers)
<b>URL</b>	Uniform Resource Locator
<b>VPS</b>	Virtual Private Server

## Executive Summary

Deliverable A4.1 “Drone Open Digital Hub” (DODH) is the Drones4GREEN project’s digital hub that enables open, structured, and continuously updateable access to learning resources, good practices, and stakeholder interaction around drone technologies for green industry applications. In line with the project proposal, the actual deliverable is the deployed online platform (the hub itself), available at <https://dodh.cs.duth.gr/>, while this document serves as the accompanying technical and descriptive report that explains the requirements, deployment choices, and the platform’s structure and content.

DODH is implemented as a fully deployed, open-source, web-based platform hosted at <https://dodh.cs.duth.gr/>, configured to meet the functional, non-functional, security, maintainability and usability goals described in WP4.

Concretely, the delivered DODH implements the expected components as follows:

- Requirements-driven platform design

This report documents a clear set of functional and non-functional requirements—covering asynchronous distance learning, content categorization, multiple roles and permissions, self-registration, modular course structure, multimedia support, interactivity (forums/collaboration), and automated communications—directly reflecting the requirements-oriented approach committed in WP4.

- Open access, mobile-friendly and user-oriented experience

The delivered platform provides a responsive design and an enhanced user experience via an installed theme (“Moove Theme”), explicitly addressing usability and accessibility needs. Moreover, it allows for open registration and free accessibility to hosted content

- Knowledge hub with structured content and open courses

DODH hosts categorized knowledge, open courses and multimedia material.

The deployed hub organizes its content into four main categories:

- Drones4GREEN Courses
- DODH Multimedia Corner
- DODH Career Corner
- DODH News

Within these categories, the platform delivers four complete open courses:

- Unmanned Aircraft Systems (UAS) Technology
- Air Pollution Monitoring with UAS
- Laboratory of Drone Control Simulation
- Laboratory of Drone Mission Planning

The Multimedia Corner provides video-based learning resources, satisfying the multimedia requirement.

- Career / member “corner” enabling education–industry synergies

The delivered DODH Career Corner includes sections for Training Programs, Open to Work, and Open Positions, aligning directly with the employability and networking required function.

- Collaboration, interactivity, and assessment features

To support stakeholder interaction (e.g., learner-to-learner and learner-to-instructor collaboration), the platform includes interactivity and assessment tools such as forums, assignments, quizzes, feedback, wiki, glossary, and structured learning resources (e.g., book module, folders, URLs).

These features operationalize the proposal's ambition for an active hub where members can not only consume content but also engage, practice, and provide feedback.

- Robust deployment, security, and sustainability

The platform is deployed on a configured server environment with explicit attention to:

- Security and HTTPS via certificate tooling and secure access configuration.
- Firewall protection and controlled access rules.
- Backups through a dedicated remote backup server and automated backup scripting to improve resilience and long-term sustainability of the hub.
- A maintainable architecture, using a well-established open-source platform and documented installation/configuration steps to support future updates and operational continuity.



# 1. Introduction

## 1.1 Purpose of the Deliverable

The purpose of this document is to analyze Deliverable A4.1 “A4.1 Drone Open Digital Hub”, which aims at implementing an online platform for providing academic, experts, researchers, entrepreneurs, skill-building individuals, students, and stakeholders with theoretical and technical knowledge on drone technologies focusing on green applications, as well as for exchanging good practices, related experiences, and market/training needs. The actual DODH platform is deployed at <https://dodh.cs.duth.gr/>.

## 1.2 Relation with other Deliverables

Deliverable A4.1 “A4.1 Drone Open Digital Hub” utilizes the outcomes of all previous deliverables and, in particular, it is strongly related with Deliverable A2.2 “Curriculum Development”, since it relies on the related outputs to include, among other things, four fully developed courses on drone technologies for the green industry, as described and documented in A2.2.

Moreover, the DODH platform is well connected with most of the project Activities, by including and showcasing specific material that was generated in the context of those Activities.

## 1.3 Structure of the Document

This document is structured in six sections, thoroughly describing the actions related with the implementation of the DODH platform, as follows:

- **Section 1:** explains the purpose of the deliverable and its relation with other deliverables of the Drones4GREEN project.
- **Section 2:** details the functional and non-functional requirements that were documented and considered for the creation of the DODH platform.
- **Section 3:** provides information about the installation and configuration of the system server that hosts the DODH platform.
- **Section 4:** thoroughly describes the conducted process for deploying and installing the web platform that realizes the DODH platform.
- **Section 5:** presents the actual DODH platform, showcasing its structure, content, and features.
- **Section 6:** provides conclusive remarks.

## **2. Online Platform Requirements**

For the needs of the **Drones4Green** project, the following functional and non-functional requirements have been defined.

### **2.1 Functional Requirements**

#### **2.1.1 Distance Learning / Asynchronous Education with storage and delivery of content**

The platform will enable the remote dissemination of technological and scientific knowledge, primarily in an asynchronous manner. It will allow for the monitoring of and access to educational content, which will be organized into categories based on the stakeholders (Higher Education Institutions, ICT companies, etc.).

#### **2.1.2 Multiple User Roles with distinct permissions for each role**

The platform will have the capability to create user accounts with different roles. Academics, experts, researchers, entrepreneurs, skill-building individuals, and students will coexist on the platform. Academics, experts, researchers, and entrepreneurs will be able to shape the content/material, while trainees and individuals will only be allowed to read the material. Free access will also be provided when required.

#### **2.1.3 User Self-Registration for User Roles**

All users will be able to register themselves on the platform (Educational Institution, Company, Individual). Trainees and individuals will also have the ability to self-enrol in a course or specific modules. However, authorization for updating content per course or module will be carried out by the platform administrator.

#### **2.1.4 Multiple Courses or Modules**

The platform will be able to support multiple courses or sections.

#### **2.1.5 Content Upload & Resource Allocation**

Content can be uploaded in multiple formats and organized within folders.

#### **2.1.6 Content Organization into Modules**

Each course or module can be structured into different topics to ensure the effective organization of its content.

#### **2.1.7 Material in Various Media Formats, such as Text, Audio, and Video**

Various file types will be supported for the content, such as pdf, mp3, mp4, and YouTube content.

### **2.1.8 Material can either be secured or shared with students**

Content can be accessible, hidden, or non-modifiable by trainees or individuals. This feature will apply to any specific part of the material.

### **2.1.9 Links to External Sources**

Web links (URLs) will be available, allowing participants to access resources outside the platform, potentially serving as supplementary content.

### **2.1.10 User Interactivity System**

The platform will support interaction between trainees/individuals, as well as between instructors and trainees. Relevant support tools will include forums.

### **2.1.11 Automated Email Communication**

Whenever necessary, the platform will send emails, either for communication purposes or for the execution of tasks.

## **2.2 Non-Functional Requirements**

### **2.2.1 Open Source Web Platform**

The platform will be accessible to participants via the internet and will be provided free of charge.

### **2.2.2 Sufficient Electronic Storage Space for PPTs, Documents, and Worksheets**

The platform will be hosted on a server with sufficient capacity to store the core content of the courses or modules. However, high-volume data content, such as videos or very large files, will be stored on cloud services like YouTube, Google Drive, etc.

### **2.2.3 Attractive and Pleasant User Interface**

The platform will feature an attractive design, offering a satisfying user experience. For this purpose, the **Moove Theme** has been installed (Figure 1).

## Themes

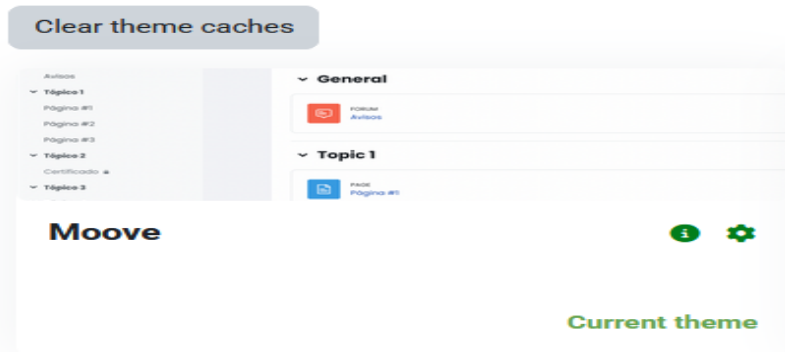


Figure 1. The Moove theme

### 2.2.4 Mobile Friendly / Responsive Design

The platform will be friendly to all devices (desktops, laptops, tablets, mobile phones, etc.), offering a satisfying user experience.

### 2.2.5 Platform Security

The platform will include security features to protect it from malicious users. The hosting server must also be secure. A security certificate must be installed (HTTPS support).

### 2.2.6 Platform Maintenance

The platform must be capable of being upgraded in a timely manner.

### 2.2.7 Backups

An external backup server will be used to maintain copies of the platform. This is essential in case of potential hardware or data failures.

### 3. Installation and Configuration of the System Server

The platform hosting the courses requires the installation of a server. Due to cost, performance, and security considerations, **Linux Ubuntu 24.04 LTS** was selected as the operating system. The effective installation of the server requires a series of configuration steps, namely: basic installation, firewall setup, installation of packages for enabling security certificates, installation of the required dependencies for the **DODH** (such as MySQL Database Server, PHP, Apache2, etc.), and the installation of a remote server for hosting backups and drafting backup scripts.

#### 3.1 Basic Installation

The web platform will be hosted on a Virtual Private Server (VPS) located on the following physical (Bare Metal) machine.

##### Bare Metal / Rack Server Composition

- **Server:** Dell PowerEdge R640
- **Processor:** 2x Intel Xeon Silver 4214 2.2G, 40 Cores
- **Memory:** 128GB RAM
- **Hard Drives:** 2x SAS Drives 300GB
- **Network Interface Cards (NIC):** 2x 10Gb

##### Virtual Private Server (VPS) - Host

- **Operating System:** Ubuntu Linux 24.04 LTS
- **CPU:** 4 Cores
- **RAM:** 16GB
- **Disk:** 100GB
- **Scalability:** The VM specifications can be expanded.

Ubuntu 24.04 LTS (Figure 2) was installed from the following website:  
<https://ubuntu.com/download/server>



Figure 2. Ubuntu 24.04 LTS

## 3.2 Installation and Configuration of the Firewall

Using **Ubuntu – apt-get**, the **FERM 2.5.1** firewall was installed and configured (Figure 3).

```
root@dodh:~# ferm --version
ferm 2.5.1
Copyright 2001-2017 Max Kellermann, Auke Kok
This program is free software released under GPLv2.
See the included COPYING file for license details.

chain INPUT {
    policy DROP;
    # allow SSH connections
    proto tcp dport ssh ACCEPT;
    proto tcp dport http ACCEPT;
    proto tcp dport https ACCEPT;
}
chain OUTPUT {
```

Figure 3. Part of a configuration file allowing ssh/http/https access

## 3.3 Installation of Security Certificate Activation Packages

Using **Ubuntu – apt-get**, **certbot** (<https://certbot.eff.org>) was installed to issue free certificates (Figure 4) from **Let's Encrypt** (<https://letsencrypt.org>).

```
root@dodh:/etc/letsencrypt/archive/dodh.cs.duth.gr# ls -l
total 16
-rw-r--r-- 1 root root 1289 Oct 16 11:45 cert1.pem
-rw-r--r-- 1 root root 1566 Oct 16 11:45 chain1.pem
-rw-r--r-- 1 root root 2855 Oct 16 11:45 fullchain1.pem
-rw----- 1 root root 241 Oct 16 11:45 privkey1.pem
```

Figure 4. Location of security certificates

## 3.4 Installation of Prerequisite Packages

This task is described in the following section (Development and Configuration of the Web Platform).

## 3.5 Installation of a Remote Server for Backup Hosting

To ensure protection against unforeseen server hardware failures, an additional server is installed to host backups of the online platform. On this server, the **NFS service** (**nfs-kernel-server** package) was installed and configured so that it can receive backup files.



### 3.6 Installation of Backup Scripts

To ensure protection against unforeseen server hardware failures, various scripts have been developed to automate the copying of the online platform's files, as well as the platform's database files, to the remote server (Figure 5). Access to the remote server "NFS service" (Figure 6) is achieved through the NFS client (`nfs-common`).

```
echo "Copying: $SITEPATH directory..."
cp -r "$SITEPATH" .
echo "Compressing: $SITENAME directory..."
tar cvfz "$SITENAME.tar.gz" "$SITEPATH" > core
#gzip "$SITENAME.tar"
echo "-->Copy: $SITENAME.tar.gz to a numbered file name..."
cp --backup=t "$SITENAME.tar.gz" "$SITENAME.tar.gz_bak"
echo "Clear temporary: $SITENAME folder.."
rm -r "$SITEPATH"
rm "$SITENAME.tar.gz"
```

Figure 5. Part of the backup script

```
# /etc/exports: the access control list for filesystems
#               to NFS clients.  See exports(5).
#
# Example for NFSv2 and NFSv3:
# /srv/homes      hostname1(rw,sync,no_subtree_check)
ree_check)
#
# Example for NFSv4:
# /srv/nfs4      gss/krb5i(rw,sync,fsid=0,crossmnt,no
# /srv/nfs4/homes gss/krb5i(rw,sync,no_subtree_check)
#
/backups 10.10.10.12(rw,sync,no_subtree_check)
/backups 10.10.10.1(rw,sync,no_subtree_check)
/backups 10.10.10.3(rw,sync,no_subtree_check)
/backups 10.10.10.4(rw,sync,no_subtree_check)
~
```

Figure 6. NFS service configuration allowing access to our VPS

## 4. Development and Configuration of the Web Platform

The platform hosting the courses/modules requires a series of configuration steps to function effectively, such as installation of the database, installation of specific packages for the platform's operation, installation of the core platform files, installation of the platform software (Figure 7), and configuration of the platform to meet the specific requirements of the project.



Figure 7. The Moodle platform

### 4.1 Web Platform System Requirements

**Web Server:** Moodle requires a web server: **Apache** will be installed.

**PHP:** Moodle is written in PHP (**PHP 8.3.6+** will be installed, Figure 8).

```
root@dodh:~# php -v
PHP 8.3.6 (cli) (built: Jul 14 2025 18:30:55) (NTS)
Copyright (c) The PHP Group
Zend Engine v4.3.6, Copyright (c) Zend Technologies
    with Zend OPcache v8.3.6, Copyright (c), by Zend Technologies
```

Figure 8. PHP installation

**Database Server:** Moodle uses a database: **MySQL** will be installed (Figure 9) to store information regarding courses/modules, users, and other data.

```
root@dodh:~# mysql -v
Welcome to the MySQL monitor.  Commands end with ; or \g.
Your MySQL connection id is 53033
Server version: 8.0.44-0ubuntu0.24.04.1 (Ubuntu)
```

Figure 9. MySQL installation

**Operating System:** Moodle is compatible with a variety of operating systems: **Ubuntu Linux** will be installed.

**Memory:** A minimum of 2 GB RAM is recommended, but specific memory requirements may vary depending on the number of users and courses: **16 GB** will be used.

**Storage:** Storage requirements will depend on the size of the courses/modules and the number of files and resources stored on the server. At least 5 GB of storage space is recommended: **100 GB** will be used.

**Bandwidth:** Moodle requires a fast and reliable internet connection, with sufficient bandwidth to support the number of users accessing the platform: **1 to 10 Gb** will be used.

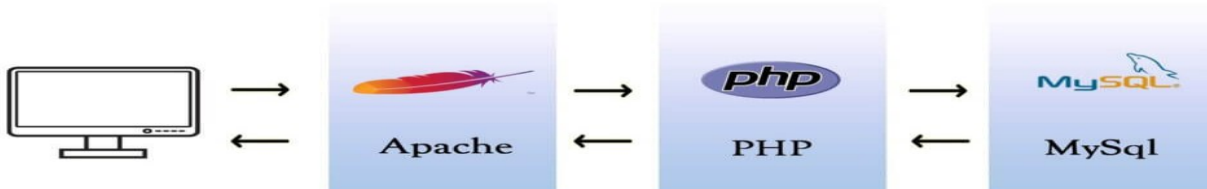


Figure 10. Interaction of server components

## 4.2 Database Installation and Configuration

After the installation of **Moodle 4.5 LTS** (moodle-latest-405.tgz), the **Ubuntu – apt-get** tool was used to install the **MySQL Database Server** (mysql-server package). Subsequently, a user was created within the Moodle database schema.

## Environment

Check how your server suits current and future installation requirements

Moodle version

Figure 11. Moodle version build

## 4.3 Installation of specialized packages for platform operation

Using **Ubuntu – apt-get**, the following software packages were installed, as they are required for the platform's operation: apache2, php-cli, php-intl, php-xmlrpc, php-soap, php-mysql, php-zip, php-gd, php-tidy, php-mbstring, php-curl, php-xml, php-pear, php-bcmath, libapache2-mod-php.

## 4.4 Installation of the platform software

The file moodle-latest-405.tgz was extracted, and all installation steps were successfully followed.

## 4.5 Configuration of the platform to meet specific project requirements

The additional features of the **Drones4Green** project were added, and several configurations were made to the platform, so that the **DODH** is ready to host the developed content and support the distance learning and interaction of the participants.

## 5. Presentation of the DODH Platform

The following section describes the content, its organization into categories, and the additional features of the DODH platform.

### 5.1 Content and Organization

#### 5.1.1 Main Page

**Drones4GREEN**  
Drone Open Digital Hub (DODH)

Home Log in

**Courses**

.....

**Multimedia Corner**

.....

**Career Corner**

.....

**Digital Hub**

.....

**Used by Universities,  
Companies & Individuals.**

Educate and built skills in the drone technology and deploy professional profiles requested in the drone industry.

27

Active users  
accessing our  
amazing resources

9

Material made for  
you that you can  
trust!

**Section categories** Collapse all

- Drones4GREEN Courses (4)
- DODH Multimedia Corner (1)
- ▼ DODH Career Corner
  - Training (1)
  - Employment (2)
- DODH News (1)

Figure 12. DODH main page

### 5.1.2 Content Categorization

The content is organized into four main categories (Figure 13): **Drones4GREEN Courses**, **DODH Multimedia Corner**, **DODH Career Corner**, and **DODH News**.




Figure 13. DODH categories

### 5.1.3 Content

The content consists of nine modules (Figure 14).

## Available material




Figure 14. DODH structuring into nine modules

### 5.1.3.1 Drones4GREEN Courses

The **Drones4GREEN Courses** category includes the following course content:

- **Laboratory of Drone Control Simulation** (Figure 15)
- **Air Pollution Monitoring with UAS** (Figure 16)
- **Laboratory of Drone Mission Planning** (Figure 17)
- **Unmanned Aircraft Systems (UAS) Technology** (Figure 18)

**Laboratory of Drone Control Simulation**

**Section categories**

- Drones4GREEN Courses
- DODH Multimedia Corner
- DODH Career Corner
- DODH News
- All courses ...

**General**

- Announcements

**1. Introduction to Drone Technol...**

- Theory\_Introduction to Drone Te...
- Lab\_Introduction to Drone Techn...

**2. Drone Systems and Industry ...**

- Theory\_Drone Systems and Indu...
- Lab\_Drone Systems and Industr...

**3. Advanced Navigation and Flig...**

- Theory\_Advanced Navigation an...
- Lab\_Advanced Navigation and F...

**4. Environmental Factors and Th...**

- Theory\_Environmental Factors a...
- Lab\_Environmental Factors and ...

**5. Telemetry and Data Analysis**

- Theory\_Telemetry and Data Anal...
- Lab\_Telemetry and Data Analysis

**6. Legal and Regulatory Framew...**

- Theory\_Legal and Regulatory Fr...
- Lab\_Legal and Regulatory Fram...

**7. Drone Safety Protocols and E...**

Figure 15. Structure of the "Laboratory of Drone Control Simulation" course

**Air Pollution Monitoring with UAS**

**General**

- Announcements

**1. Introduction to Air Pollution**

- 1. Introduction to Air Pollution

**2. Fundamentals of UAV Techno...**

- 2. Fundamentals of UAV Techno...

**3. Sensors for Air Quality Monit...**

- 3. Sensors for Air Quality Monit...

**4. Legal and Ethical Considerati...**

- 4. Legal and Ethical Considerati...

**5. Designing UAV-Based Monito...**

- 5. Designing UAV-Based Monitor...

**6. Calibration and Testing of Air ...**

- 6. Calibration and Testing of Air ...

**7. Data collection and managem...**

- 7. Data collection and managem...

**8. Data analysis techniques**

- 8. Data analysis techniques

**9. Software for data processing**

- 9. Software for data processing

**10. Case Studies in UAV-Based ...**

- 10. Case Studies in UAV-Based ...

Figure 16. Structure of the "Air Pollution Monitoring with UAS" course

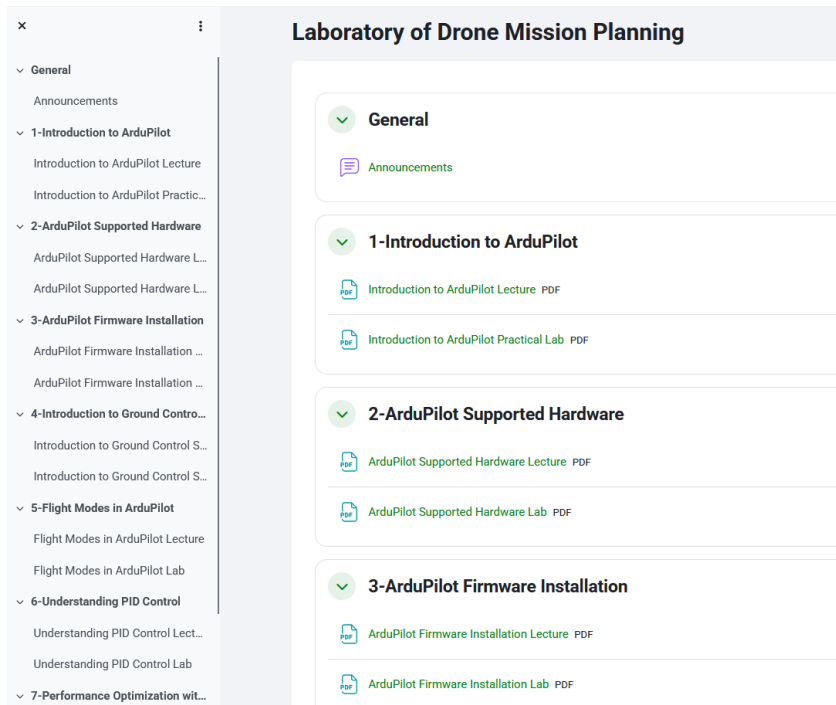


Figure 17. Structure of the "Laboratory of Drone Mission Planning" course

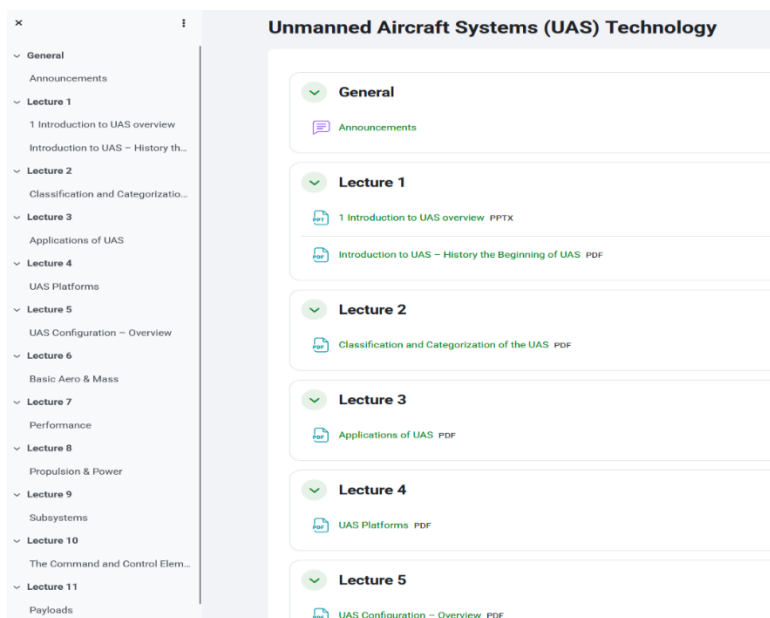


Figure 18. Structure of the "Unmanned Aircraft Systems (UAS) Technology" course

### 5.1.3.2 DODH Multimedia Corner

The DODH Multimedia Corner (Figure 19) category includes content: **Videos**.

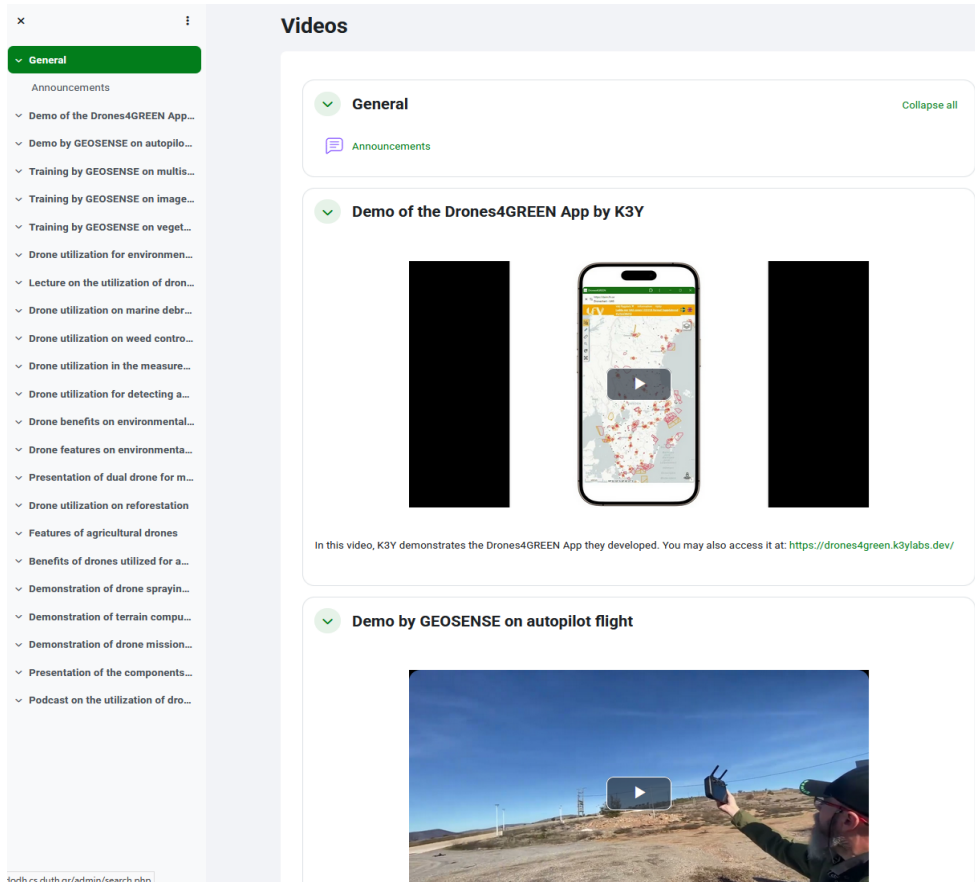


Figure 19. DODH Multimedia Corner

### 5.1.3.3 DODH Career Corner

The **DODH Career Corner** (Figure 21) category includes content: **Training Programs** (Figure 20), **Open to Work** (Figure 22), and **Open Positions** (Figure 23).

×

- ▼ General Forum on Drones Training

Enter General Forum on Drones ...
- ▼ GeoSense UAS Academy - A1/A...

A1/A3 & A2 Open Category

Would you be interested in this tr...
- ▼ GeoSense UAS Academy - Speci...

Specialized UAV Operator Semin...

Would you be interested in this tr...
- ▼ GeoSense UAS Academy - Speci...

Specialized UAV Operator Semin...

Would you be interested in this tr...
- ▼ TUS - Aeronautical Engineering

Aeronautical Engineering

Would you be interested in this tr...
- ▼ AUTH - Aerial Autonomous Syst...

Aerial Autonomous Systems

Would you be interested in this tr...

## Training Programs

▼ **General Forum on Drones Training** Collapse all

Enter General Forum on Drones Training

▼ **GeoSense UAS Academy - A1/A3 & A2 Open Category**

Get a European UAV Pilot Certificate at GeoSense UAS Academy, officially certified and licensed by the HCAA and fully compliant with EASA regulations.

- All-in-One modern remote learning platform
- Automated learning process
- Updated educational material
- Instant examination and certification

[Learn More](#)

---

Would you be interested in this training program?

▼ **GeoSense UAS Academy - Specialized UAV Operator Seminars**

A complete training process with both theoretical and practical education for those who wish to acquire real flight skills in practice! Specialized seminars based on years of specialized knowledge and expertise, designed by internationally certified instructors with hundreds of hours of teaching flights in Greece and abroad, tailored to globally recognized flight standards.

- Familiarization with aerial operations
- Expanding knowledge in higher-demand flights
- Specialization in specific UAV uses and operations
- Practical training in specialized scenarios and flight techniques

[Learn More](#)

---

Would you be interested in this training program?

Figure 20. Training programs section in DODH Career Corner

## Employment

DODH Career Corner / Employment ↕

Q

Employment

Employment

# #OPENTOWORK

Open to Work

# Open Positions

Open Positions

Figure 21. Employment section in DODH Career Corner

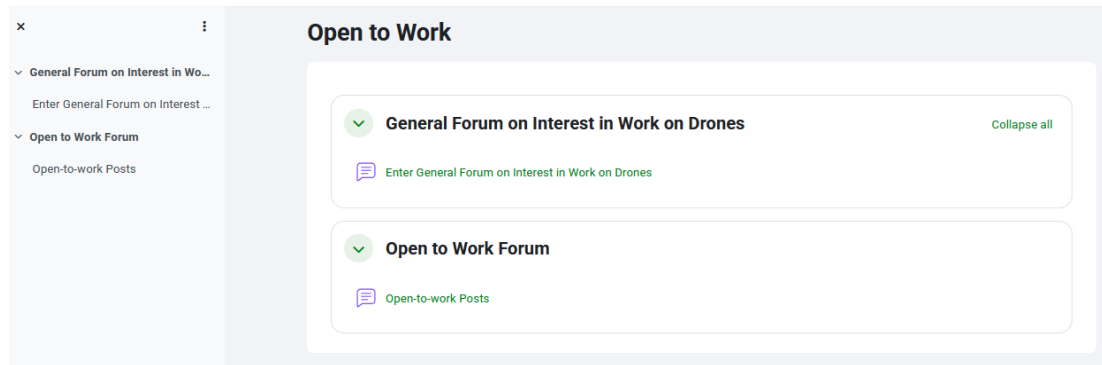


Figure 22. Open to Work subsection

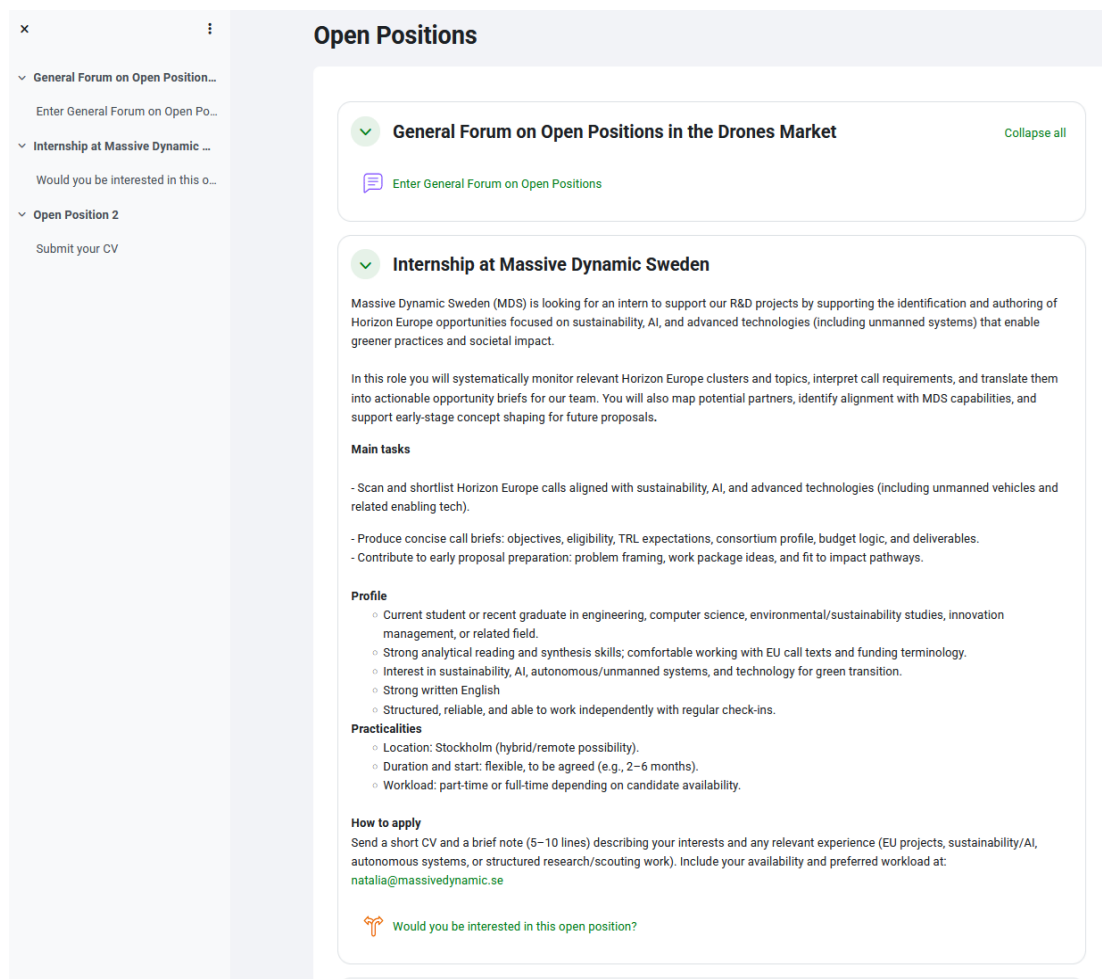


Figure 23. Open Positions subsection

### 5.1.3.4 DODH News

The **DODH News** category (Figure 24).

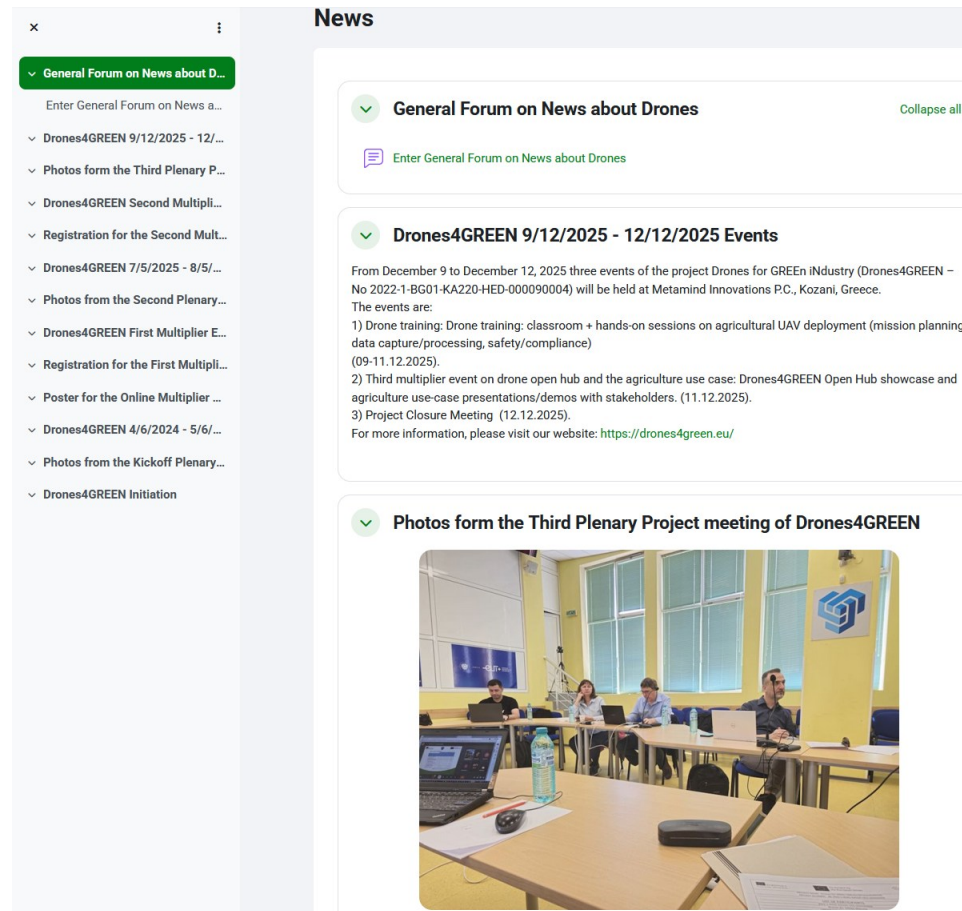


Figure 24. DODH News category

## 5.2 Features/Plugins

For the needs of the **Drones4Green** project, the following plugins are supported by the Moodle platform. Additional plugins can also be integrated as required.

### 5.2.1 Assignment Feature

It allows instructors (Academics/Companies/Experts, etc.) to create and manage online assignments, including the submission of digital files.

### **5.2.2 Book Feature**

It allows for the creation and publication of multi-page resources, with each chapter or section appearing as a separate page.

### **5.2.3 Folder Feature**

The folder allows an instructor (Academic/Company/Expert, etc.) to display multiple course/module files together. Files can be of different types and can be uploaded simultaneously as a compressed folder (to be unzipped later) or added individually to an empty folder on the content page.

### **5.2.4 Glossary Feature**

It creates an online glossary that can be used to define terms and concepts related to a course or module.

### **5.2.5 Text and Media Area (Label) Feature**

A text and media area serves as a spacer on a Moodle course/module page. It can be used to add text, images, multimedia, or code between other resources in various sections. It is a highly versatile resource that can help improve the appearance of course content if used carefully.

### **5.2.6 File Feature**

Files are not limited to text documents or slide presentations. All file types can be uploaded and accessed via Moodle, provided the student or individual or any user has the appropriate software to open them.

### **5.2.7 URL Feature**

A URL (Uniform or Universal Resource Locator) is a link to the Internet that leads to a website or an online file. Instructors (academics/companies/experts) can use the URL module to provide learners/individuals with web links for research, saving time and effort spent on manual typing.

### **5.2.8 Wiki Feature**

The Wiki activity allows learners/individuals to create a collaborative document by building pages together, similar to Wikipedia.

### **5.2.9 Forum Feature**

It adds a discussion forum to the Moodle site, allowing learners/individuals and instructors (academics/companies/experts) to participate in online discussions.

### **5.2.10 Feedback Feature**

The feedback activity allows for the creation and conduct of surveys to collect comments and evaluations.

### **5.2.11 Quiz Feature**

It allows for the creation and management of quizzes, question forms, and exams.

---

## 6. Conclusion

Deliverable A4.1 has been implemented as a live, operational Drone Open Digital Hub that fully meets the set requirements: a user-friendly, open, multi-stakeholder learning and collaboration platform offering categorized resources, multimedia-enabled open courses, interactive learning features, and career networking mechanisms. The accompanying report documents the requirements, deployment, configuration, and platform structure, demonstrating that the effectiveness of the related work that has been carried out and delivered through the publicly available platform at <https://dodh.cs.duth.gr/>.